

AWARD-WINNING
HORIZON
MOTORHOMES



2019 RANGE



horizonmotorhomes.com.au

WHY HORIZON?

Long-established and Australian owned and made

Award-winning Horizon Motorhomes is the brainchild of Clayton Kearney, who in the early nineties turned his love of motors and traveling into a family business.

Horizon, based in Ballina, northern NSW, have been designing and building built-in motorhomes since 1995.

Every motorhome is hand-built with precision by a team of master craftsmen, using only the finest materials and construction techniques, to create a perfect home away from home.

Built-In Perfection

Built into the Fiat Ducato and Mercedes Benz Sprinter base vehicles, the current range boasts nine motorhome layouts – Melaleuca, Appeal, Melaleuca, Casuarina, Banksia, Banksia +2, Wattle, Acacia, Waratah and Grevillea.

The high-quality cabinetry is built into the vehicle body (rather than onto the chassis), retaining the structural integrity of the vehicle and giving you a safer and more fuel-efficient ride. There are no joins and no movement, making your drive a quiet one, just like driving a car. What's more, our built-in Fiat motorhomes allow you to pull into a standard car-parking space and give more passing space on narrow roads.

For the more adventurous, 4x4 options are available in the Waratah, Acacia and Wattle layouts, giving you the freedom to explore some of the more remote areas of Australia in a luxurious touring vehicle that drives like a car.



Clayton Kearney - Managing Director

“HAND-BUILT WITH PRECISION BY A TEAM OF MASTER CRAFTSMEN”



The Horizon Motorhomes Team

Accredited, Awarded and Trusted



As an RVMAP Accredited Manufacturer, each model in the Horizon Motorhomes range adheres to all relevant Australian Design Rules (ADR's), regulations and Australian Standards.

For three consecutive years Horizon Motorhomes have been recognised by the CCIA (Caravan Camping Industry Association) NSW as the Motorhome Manufacturer of the Year and as such have now entered the CCIA's Hall of Fame.

Horizon are proud to be 100% Australian owned and made by a team of local craftsmen at their purpose-built factory in Ballina.



How to find us

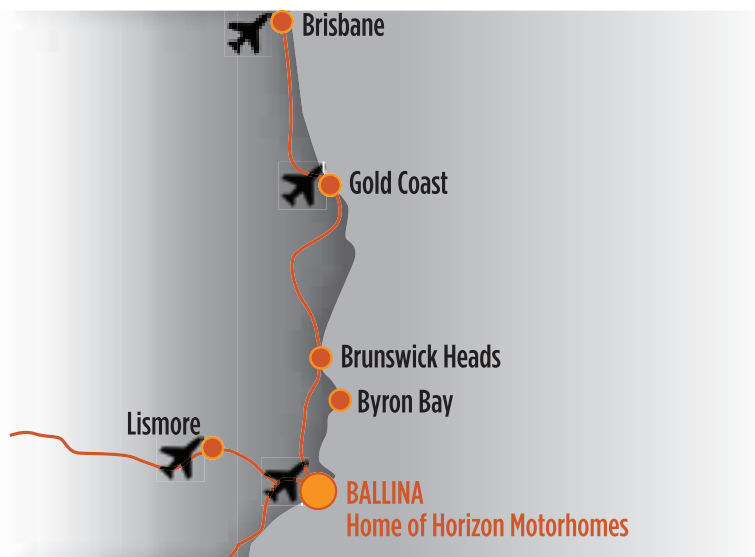
By Air

Ballina Byron Gateway Airport has daily flights to/from Sydney, Melbourne and Newcastle and is just minutes from the Horizon factory and our exclusive dealership, BCMC.

Gold Coast International Airport has daily flights to/from most major cities and is an hour's drive from Ballina. Simply take the M1 to Ballina when leaving the airport.

By Road

Ballina is a 2-hour drive south of Brisbane and an hour from the Gold Coast in the north. Take the M1 south and follow the signs for Ballina. Ballina is 2 hours 40 mins from Coffs Harbour in the south. Take the M1 north and follow the signs for Ballina.



The Horizon Motorhomes Manufacturing Team



"MAKING USE OF EVERY AVAILABLE SPACE WITHOUT IT FEELING CRAMPED"

BUILDING INTO THE VEHICLE SHELL RETAINS THE STRUCTURAL INTEGRITY OF THE MOTORHOME AND GIVES YOU A SAFER AND MORE FUEL-EFFICIENT RIDE



HAND-BUILT IN AUSTRALIA

Horizon Motorhomes are proud to be designed and built here in Australia and are an RVMAP Accredited Manufacturer.

CLEVER DESIGN

Each model is designed with a clever use of space, resulting in compact but roomy motorhomes that are easy to move around, generous on storage and with the interior comforts of home. All cabinetry is cut, assembled and fitted by our experienced team of craftsmen under strict quality control.

STORAGE

Our motorhomes feature plenty of storage for clothing, kitchen items, food and bedding making use of every available space without it feeling cramped.

BATHROOM

The bathroom has everything you need with toilet, sink, shower and vanity unit. It is easy to clean with simplified plumbing and Horizon's unique integrated shower and flip mixer tap to maximise space.

KITCHEN

Kitchen layouts feature a microwave and fridge with freezer compartment, available at an elevated height in some models*. Each model has plenty of drawer space with deep drawers suitable for larger pans and bulkier items.

The kitchen bench is a modern gloss surface, ideal for easy cleaning. The 3-burner stove and sink is separate in models with the larger kitchen bench surface and combined in the Melaleuca models, Banksia +2 and Waratah. There is also a handy shelf for smaller items above the kitchen bench in some models.

SLEEPING LAYOUTS

All Horizon Motorhomes comfortably sleep 2 people, with a number of bed layout options available, including single, double or club lounge, singles and king beds.





DINING

You can dine inside or out with those models featuring convertible dinette tables. In models with a rear passenger seat, an extendable dinette table will comfortably seat four, allowing even more room for entertaining friends.

TOWING

Adding a towbar to your motorhome is a worthwhile consideration, allowing you to take your boat, jetski or car on your touring holiday.

WARRANTIES

Each vehicle comes with the manufacturer warranty:

- Fiat Ducato – 5 years
- Mercedes Benz Sprinter – 3 years
- Horizon Motorhomes Construction/Cabin Warranty – 3 years
- Individual Appliance Warranties - variable

RESALE

Horizon Motorhomes have outstanding resale value. Even though you will want to hold on to your Motorhome for many years, it is reassuring to know that when it is time to sell or upgrade, the strong recognition of the award-winning Horizon brand and the high quality of craftsmanship and materials ensures a great resale price. Horizon's exclusive dealer, BCMC, can help with the smooth resale or trading up of your motorhome.

DRIVING & PARKING

Each Horizon gives you the ride comfort and driveability of a passenger car and they are just as easy to park. The Melaleuca models fit comfortably in a standard car space with its total length being under 6 metres, and every motorhome in the range can fit in widthways.

TURBO DIESEL ENGINES

Built to last while providing lower maintenance costs through reliability and fuel efficiency.

FUEL CONSUMPTION

Built into the Fiat Ducato and Mercedes Benz Sprinter vehicles, all models in the Horizon range offer excellent fuel efficiency.

LICENCE

Standard Car Licence.

Built with brands you can trust...



BUILT INTO THE MERCEDES BENZ SPRINTER, OUR 4X4 RANGE GIVES YOU THE FREEDOM TO EXPLORE OFF THE BEATEN TRACK IN A HOME AWAY FROM HOME THAT DRIVES LIKE A CAR



4x4 models are available in the Waratah, Acacia and Wattle layouts and each is equipped with 4ETS Selectable All Wheel Drive and ADAPTIVE ESP® technology.

GETTING A GRIP ON YOUR DRIVING

The key electric control system for the AWD Mercedes Benz Sprinter is called ADAPTIVE ESP®/4ETS. It is activated when one or more wheels begin to lose traction on a slippery surface. The system automatically applies the appropriate braking force to each of the spinning wheels and simultaneously increases tractive power to the wheels which still have sufficient grip, resulting in a significant increase in traction. ESP® plays a pivotal role in controlling your vehicle in measuring and responding to the vehicle's load condition. With selectable All-Wheel Drive your motorhome is in its element on roads that alternate between normal to difficult, using rear-wheel drive for standard operation and selectable front-axle operation at the push of a button. You can also select this function when the vehicle is moving (at speeds of around 10km/h).

4ETS

The 4ETS electronic traction system permanently monitors the speeds of all drive wheels and adjusts them if necessary. At the first sign of wheel spin when accelerating or negotiating a slope, 4ETS applies brake pressure to the wheel or wheels concerned. This transfers more power to the wheels that still have sufficient traction. 4ETS therefore dispenses with the need for conventional centre, front and rear differential locks.

ADAPTIVE ESP®/4ETS

When braking or cornering, 4ETS and ADAPTIVE ESP® act as a team. At the first sign of wheel lock or if the vehicle threatens to lose traction and skid, ADAPTIVE ESP® stabilises the vehicle by applying precisely metered braking to one or more wheels and/or adjusting engine torque. This keeps the vehicle on track and, at the same time, can reduce stopping distances.

ADAPTIVE ESP®/4ETS thus reduces the risk of skidding and, within physical limits, optimises traction.

LOW-RANGE DRIVE RATIO

The low-range drive ratio enhances operational versatility on difficult terrain. An intermediate gear in the transfer case reduces the transmission ratio between engine and wheels by around 40%, with a corresponding increase in drive torque. This makes it possible to manoeuvre extra slowly and sensitively.

“YOUR MOTORHOME IS IN ITS ELEMENT ON ROADS THAT ALTERNATE BETWEEN NORMAL TO DIFFICULT”



BUILT WITH PERFECTION

Horizon Motorhomes are designed and hand-built in our purpose-built factory in Ballina and each one is assembled with precision, passion and engineered with only the finest quality materials and construction techniques available to make the perfect 'home away from home'.

Our team of certified tradesmen construct our motorhomes over a number of stages. Once the vehicle 'shell' arrives, the process involves cutting out the van to create windows, rust proofing, installing insulation and wiring. From there the vehicles are ready for the cabinetry to be built and fitted into the shell. Before the vehicle leaves the factory there is a rigorous testing process, where everything from the hinges, latches, lights, gas cooker and battery are tested and tested again, including high pressure water testing the entire motorhome during the final motorhome inspection process.

From there the motorhomes are decorated with their decals, detailed to perfection and taken to the BCMC showroom for customer collection.

"OUR ENGINEERING DEPARTMENT PLAYS AN IMPORTANT PART IN THE MANUFACTURE OF OUR MULTI AWARD-WINNING VEHICLES. WE USE THE LATEST 3D CAD TECHNOLOGY TO CREATE YOUR HORIZON MOTOHOME LAYOUT. THIS IS THEN TRANSFERRED AS ARCHITECTURAL FILES TO OUR CNC ROUTER GIVING AUTOMATED, PRECISION CUTTING OF INTERNAL CABINETRY."



STANDARD INCLUSIONS

All Models

- Insulated with double glazed hopper windows with built-in flyscreens and blinds, inc. rear doors
- Earthwool Ceiling and Upper Wall Insulation
- 240v power connection with circuit breaker, lead, double power points
- 240v power point outside under awning*
- 240v automatic battery charger 40 amp 3 stage*
- Auxiliary battery 210 amp deep cycle agm with 40amp DC-DC 3 stage 12v battery charger*
- 12v power outlet inside and outside*
- 12v LED down/strip lights*
- External lights*
- 12v/240v fridge/freezer (110 to 136 L)
- Stainless steel sink with glass lid
- 3 burner stainless steel stove
- Microwave oven 240v
- Gas hot water system, stainless steel tank with 12v ignition
- Bathroom with integrated shower and flip mixer tap
- Fresh water tank with level indicator
- Drinking water filter system*
- Holding tank for waste water with level indicator
- Premium SOG toilet* cassette
- Twin 4kg gas bottles with change over valve
- Wind-out awning
- Swivel base on driver and passenger seat to 180°
- Van striping decals
- Fire extinguisher and smoke alarm
- Wineguard Sensor TV antenna
- 19" LED HD TV/DVD on wall bracket*
- Electric slide out step*

*Standard inclusions vary for Melaleuca Appeal



"CEILING AND UPPER WALL INSULATION, WITH DOUBLE GLAZED HOPPER WINDOWS"





MELALEUCA APPEAL FIAT DUCATO LWB

- Basic standard inclusions with options to upgrade at later date
- Compact with flexible sleeping layout
- Suits singles, couples or friends
- A total length of under 6m means it may be legally parked in a standard car space
- Elevated 136 litre fridge
- A car-like drive with fuel economy to match



MELALEUCA FIAT DUCATO LWB

- Compact with flexible sleeping layouts
- Suits singles, couples or friends
- A total length of under 6m means it may be legally parked in a standard car space
- Elevated 136 litre fridge
- A car-like drive with fuel economy to match



CASUARINA FIAT DUCATO XLWB

- Flexible sleeping layouts
- Large shower and toilet or optional seat/dinette
- Elevated 136 litre fridge
- Large galley with ample bench space and generous storage
- Wide thoroughfare providing increased living space



BANKSIA FIAT DUCATO XLWB



BANKSIA +2 FIAT DUCATO XLWB

- Permanently made up double bed
- Permanent dining table at front with single rear seat with seat belt
- Large kitchen with generous bench space
- Ample storage space above and below the sleeping area and under the rear seat

- Permanently made up double bed
- Double dinette seat with seat belts
- Combined sink/stove creates more bench space
- Generous storage space above and below the sleeping area and under the rear seats



WATTLE MERCEDES BENZ SPRINTER LWB

- Permanently made up singles or double bed
- Large shower and toilet
- Elevated 136 litre fridge
- Large boot storage ideal for bulky items
- Also available in 4x4



ACACIA MERCEDES BENZ SPRINTER LWB

- Permanently made up double bed
- Elevated 136 litre fridge
- Large kitchen with generous bench and storage space
- Optional double dinette seat with seatbelts*
- Also available in 4x4



WARATAH MERCEDES BENZ SPRINTER LWB

- Permanently made up singles
- Separate dinette area at front
- Combined sink/stove creates more bench space
- Optional double dinette seat with seatbelts*
- Also available in 4x4



GREVILLEA MERCEDES BENZ SPRINTER EXL

- Built into the Mercedes extra long body
- Motorised hinged double bed for easy access to storage
- Separate living area and permanent dinette area at front
- Permanently made up full length singles or double bed with side walkway access

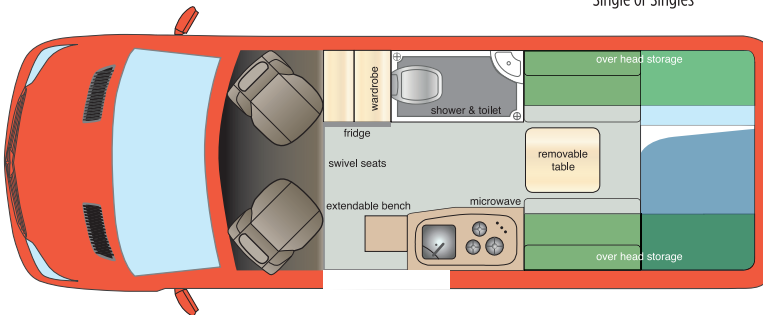
FLOOR PLANS



MELALEUCA APPEAL

2 1-2 2WD

Single or Singles



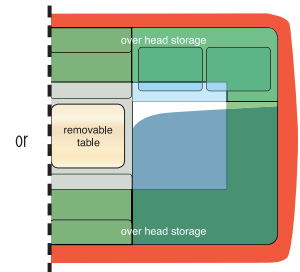
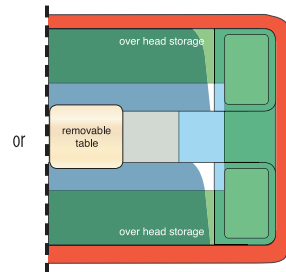
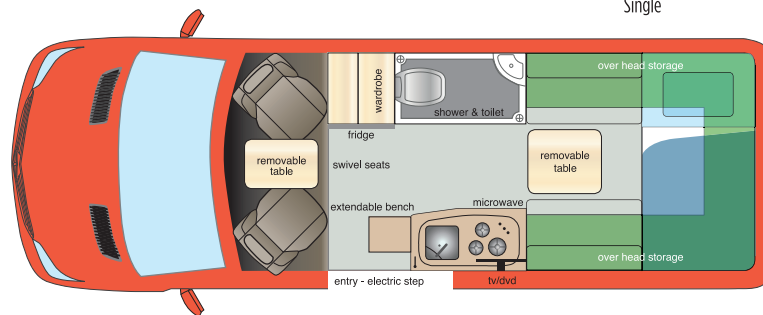
MELALEUCA

2 1-2 2WD

Single

Singles

Double



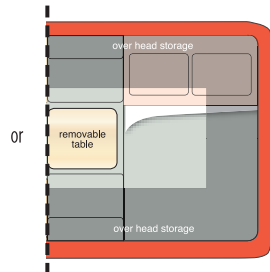
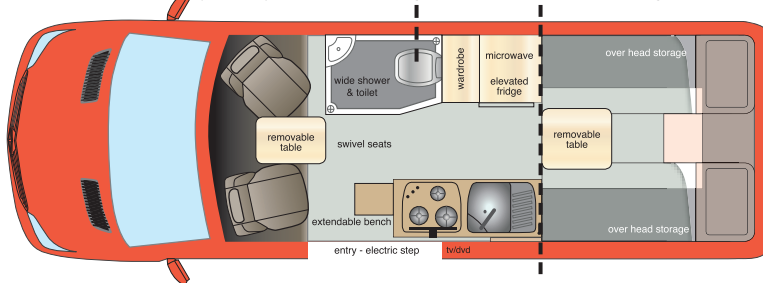
CASUARINA

2 1-2 2WD

Option to replace bathroom with single seat/dinette

Singles

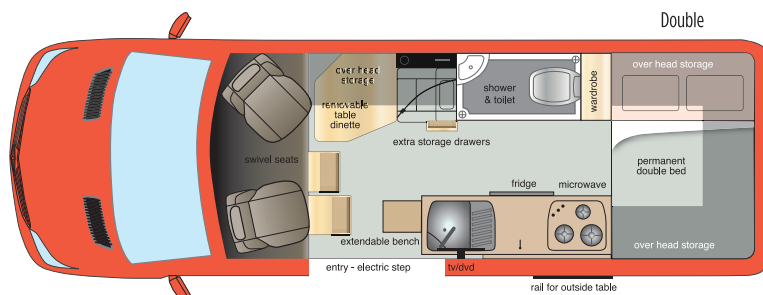
Double



BANKSIA

3 2 2WD

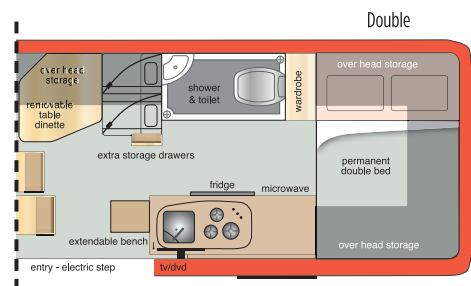
Double



BANKSIA +2

4 2 2WD

Double

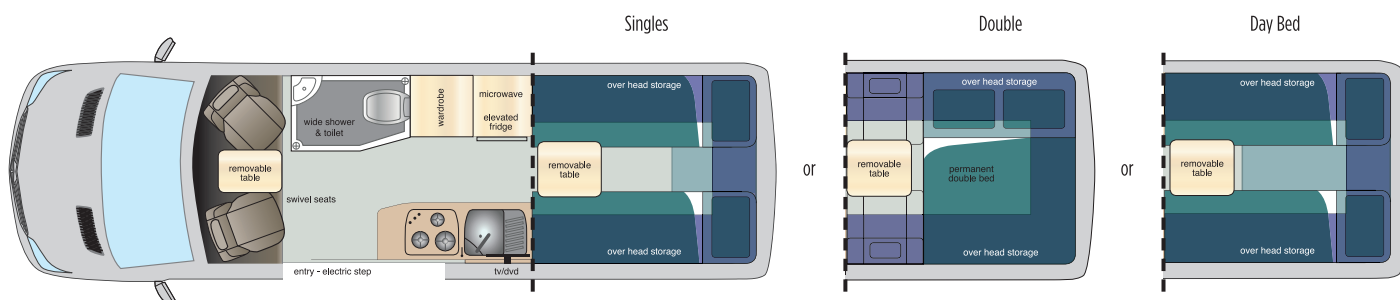


FLOOR PLANS



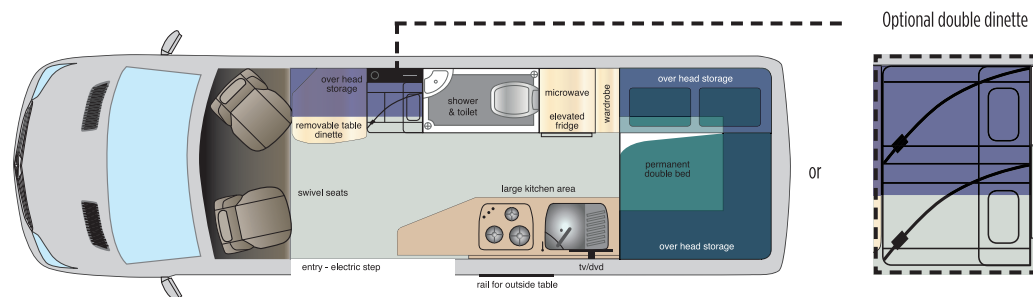
WATTLE

2 2 4WD OPTION



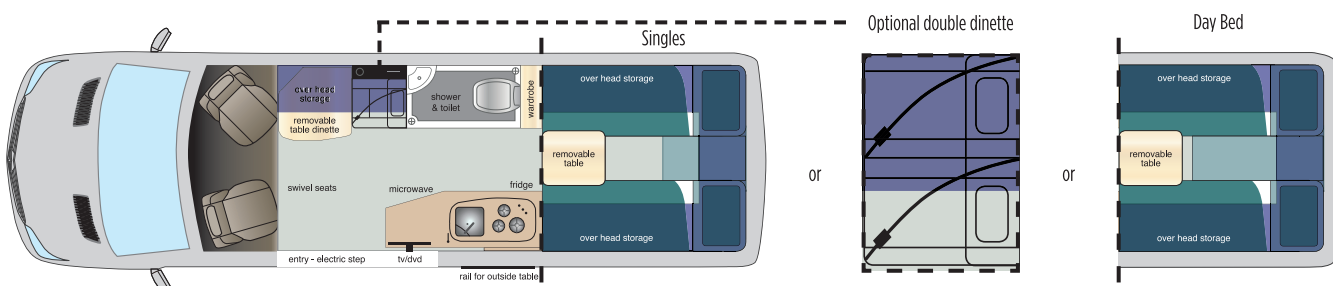
ACACIA

3-4 2 4WD OPTION



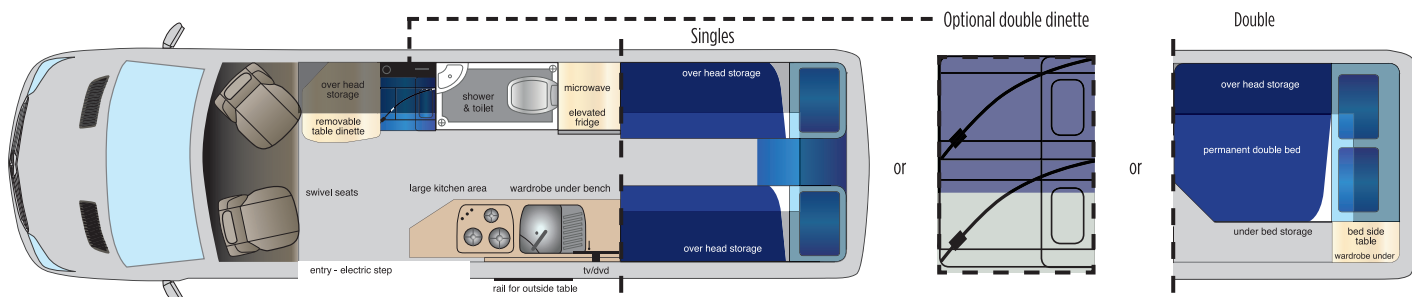
WARATAH

3-4 2 4WD OPTION



GREVILLEA

3-4 2 2WD





Sold exclusively by BCMC
299 River Street, Ballina, NSW 2478



Servicing your Horizon Motorhome

Horizon Motorhomes have a dedicated service centre with BCMC, their exclusive dealership. Based in Ballina, Northern NSW, BCMC RV Service Centre are the specialists in servicing and repairs of Horizon Motorhomes and other well-known RV brands. We recommend you book your motorhome in for an annual RV check, especially before any long trips.

Annual RV Check-Up | Installation of Accessories | Detailing
Insurance Repairs | Modifications or Enhancements | Caravan Servicing

For more information call BCMC **02 6681 1555**
or email **info@horizonmotorhomes.com.au**

Connect with us:  HorizonMH  horizonmotorhomes  HorizonMotorhomes